



CRYSTAL OSCILLATOR

SPXO

SG-210S*B


- Frequency range : 2 MHz to 60 MHz
- Supply voltage : 1.5 V / 1.8 V / 2.5 V / 3.3 V
- Current consumption : 0.9 mA Typ.
(SEB: 1.8 V No load condition 48 MHz)
- Function : Standby(\overline{ST})
- External dimensions : 2.5 × 2.0 × 0.8 mm
- Operation temperature : +105 °C / +125 °C



Product Number (please contact us)
Q33210Bx0xxxx00



Actual size

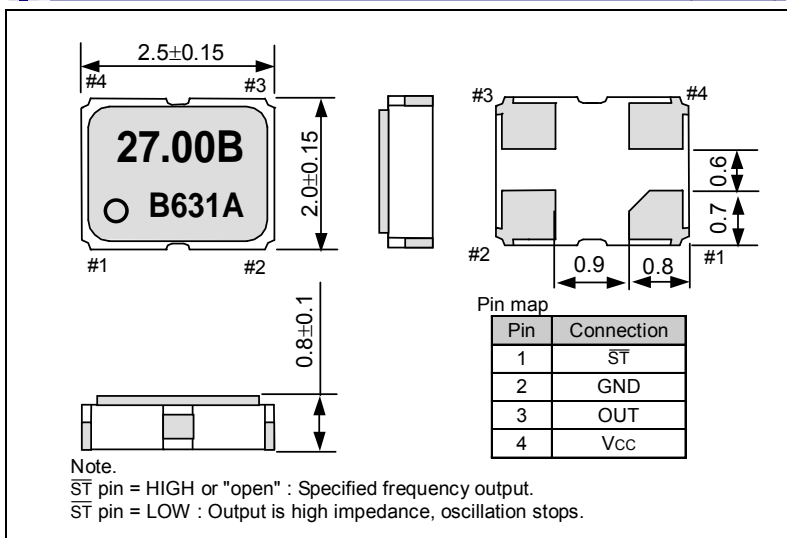


Specifications (characteristics)

Item	Symbol	Specifications				Conditions / Remarks	
		SG-210SGB	SG-210SEB	SG-210SDB	SG-210SCB		
Output frequency range	f_0	2 MHz to 32 MHz	2 MHz to 60 MHz				
Supply voltage	V_{CC}	1.5 V Typ. 1.3 V to 1.7 V	1.8 V Typ. 1.6 V to 2.2 V	2.5 V Typ. 2.2 V to 3.0 V	3.3 V Typ. 2.7 V to 3.6 V		
Storage temperature	T_{stg}	-40 °C to +125 °C				Storage as single product.	
Operating temperature	T_{use}	-40 °C to +85 °C / -40 °C to +105 °C / -40 °C to +125 °C					
Frequency tolerance	f_{tol}	F: $\pm 20 \times 10^{-6}$				-10 °C to +60 °C, $f_0 \leq 32$ MHz, $V_{CC} \pm 10\%$, except reflow drift.	
		B: $\pm 50 \times 10^{-6}$, C: $\pm 100 \times 10^{-6}$				-20 °C to +70 °C	
		L: $\pm 50 \times 10^{-6}$, M: $\pm 100 \times 10^{-6}$				-40 °C to +85 °C	
		Y: $\pm 50 \times 10^{-6}$, W: $\pm 100 \times 10^{-6}$				-40 °C to +105 °C	
		Z: $\pm 100 \times 10^{-6}$, X: $\pm 150 \times 10^{-6}$				-40 °C to +125 °C	
Current consumption	I_{CC}	1.0 mA Max.	1.6 mA Max.	2.4 mA Max.	3.0 mA Max.	No load condition	
		-	2.0 mA Max.	3.0 mA Max.	4.0 mA Max.	No load condition +105 °C, +125 °C	
Stand-by current	I_{std}	0.3 μ A Max.	0.5 μ A Max.	1.0 μ A Max.	1.0 μ A Max.	$\overline{ST} = GND$	
		-	1.6 μ A Max.	2.4 μ A Max.	3.0 μ A Max.	$\overline{ST} = GND$ +105 °C, +125 °C	
Symmetry	SYM	45 % to 55 %	45 % to 55 %	45 % to 55 %	45 % to 55 %	2 MHz $\leq f_0 \leq 16$ MHz	50 % V_{CC} level $L_{CMOS} \leq 15$ pF
		40 % to 60 %				32 MHz $< f_0 \leq 60$ MHz	
		-	40 % to 60 %	40 % to 60 %	+105 °C, +125 °C		
		-	40 % to 60 %				
Output voltage	V_{OH}	90 % V_{CC} Min.				$I_{OH} = -1$ mA	
	V_{OL}	10 % V_{CC} Max.				$I_{OL} = 1$ mA	
Output load condition (CMOS)	L_{CMOS}	15 pF Max.					
Input voltage	V_{IH}	80 % V_{CC} Min.				\overline{ST} terminal	
	V_{IL}	20 % V_{CC} Max.					
Rise time and Fall time	t_r / t_f	5 ns Max.	4 ns Max.	3 ns Max.		+85 °C	20 % V_{CC} to 80 % V_{CC} level, $L_{CMOS} = 15$ pF
		-	7 ns Max.			+105 °C, +125 °C	
Start-up time	t_{str}	3 ms Max.				$t = 0$ at 90 % V_{CC} (+105 °C, +125 °C : 5 ms Max.)	
Frequency aging	f_{aging}	$\pm 3 \times 10^{-6}$ / year Max.				+25 °C, First year, $V_{CC} = 1.5$ V, 1.8 V, 2.5 V, 3.3 V	

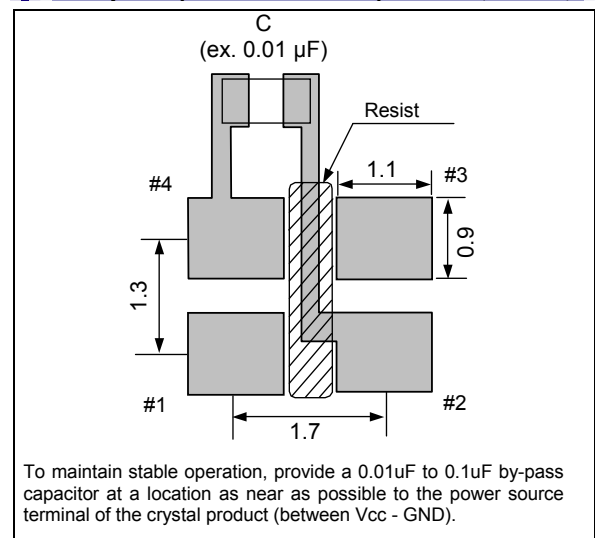
External dimensions

(Unit:mm)



Footprint (Recommended)

(Unit:mm)



PROMOTION OF ENVIRONMENTAL MANAGEMENT SYSTEM CONFORMING TO INTERNATIONAL STANDARDS

At Seiko Epson, all environmental initiatives operate under the Plan-Do-Check-Action (PDCA) cycle designed to achieve continuous improvements. The environmental management system (EMS) operates under the ISO 14001 environmental management standard.

All of our major manufacturing and non-manufacturing sites, in Japan and overseas, completed the acquisition of ISO 14001 certification.

ISO 14000 is an international standard for environmental management that was established by the International Standards Organization in 1996 against the background of growing concern regarding global warming, destruction of the ozone layer, and global deforestation.




WORKING FOR HIGH QUALITY

In order provide high quality and reliable products and services than meet customer needs,

Seiko Epson made early efforts towards obtaining ISO9000 series certification and has acquired ISO9001 for all business establishments in Japan and abroad. We have also acquired ISO/TS 16949 certification that is requested strongly by major automotive manufacturers as standard.

ISO/TS16949 is the international standard that added the sector-specific supplemental requirements for automotive industry based on ISO9001.

► Explanation of the mark that are using it for the catalog

	<p>► Pb free.</p>
	<p>► Complies with EU RoHS directive. *About the products without the Pb-free mark. Contains Pb in products exempted by EU RoHS directive. (Contains Pb in sealing glass, high melting temperature type solder or other.)</p>
	<p>► The products have been designed for high reliability applications such as Automotive.</p>

Notice

- This material is subject to change without notice.
- Any part of this material may not be reproduced or duplicated in any form or any means without the written permission of Seiko Epson.
- The information about applied circuitry, software, usage, etc. written in this material is intended for reference only. Seiko Epson does not assume any liability for the occurrence of infringing on any patent or copyright of a third party. This material does not authorize the licensing for any patent or intellectual copyrights.
- When exporting the products or technology described in this material, you should comply with the applicable export control laws and regulations and follow the procedures required by such laws and regulations.
- You are requested not to use the products (and any technical information furnished, if any) for the development and/or manufacture of weapon of mass destruction or for other military purposes. You are also requested that you would not make the products available to any third party who may use the products for such prohibited purposes.
- These products are intended for general use in electronic equipment. When using them in specific applications that require extremely high reliability, such as the applications stated below, you must obtain permission from Seiko Epson in advance.
 - / Space equipment (artificial satellites, rockets, etc.) / Transportation vehicles and related (automobiles, aircraft, trains, vessels, etc.) / Medical instruments to sustain life / Submarine transmitters / Power stations and related / Fire work equipment and security equipment / traffic control equipment / and others requiring equivalent reliability.
- All brands or product names mentioned herein are trademarks and/or registered trademarks of their respective.